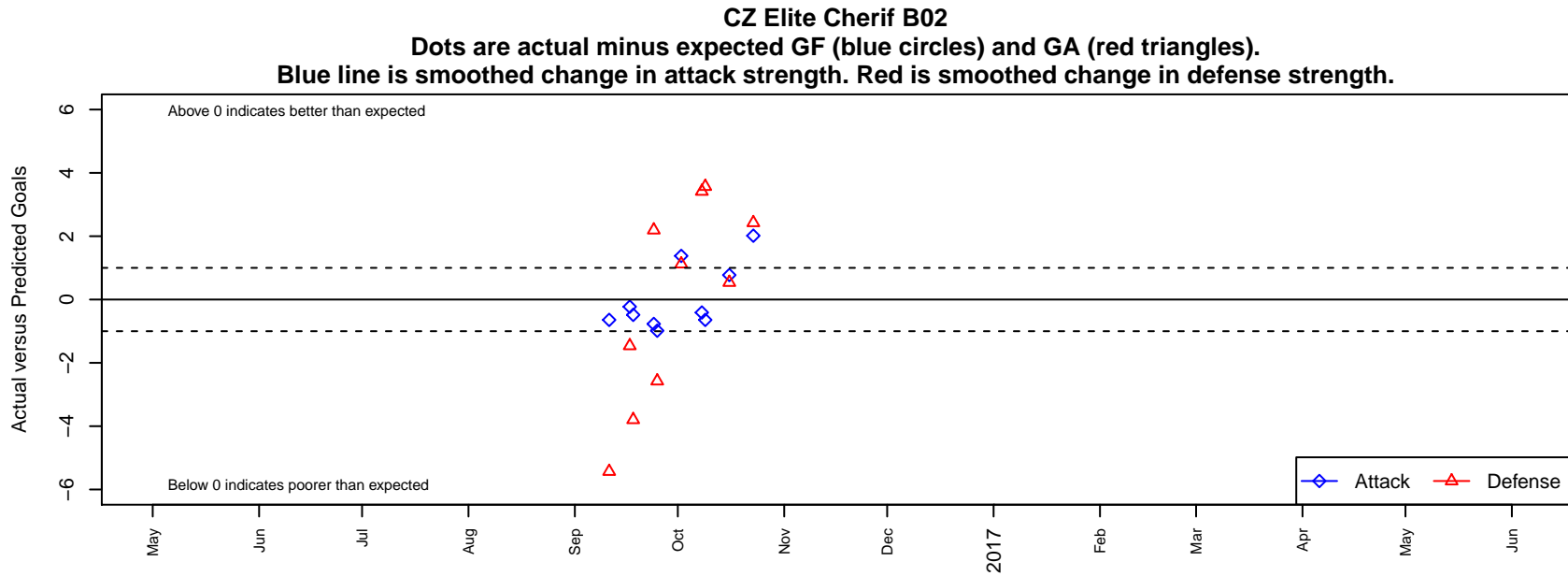


CZ Elite Cherif B02

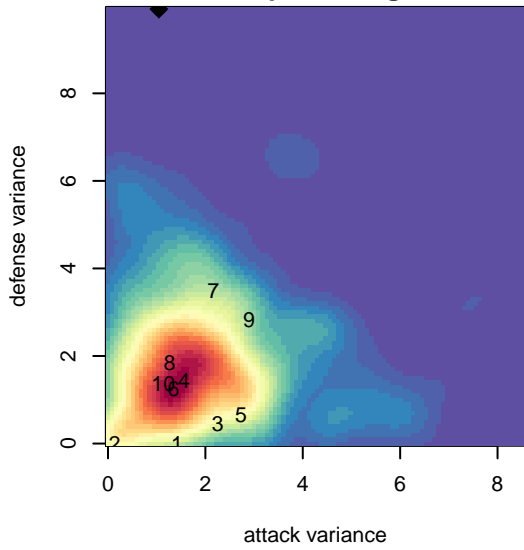
, CAS
B02 total strength=1082
attack=4.98 defense=1.42
fall league = SCDL FI1 U15

alt names used:
CZ Elite B2002 Cherif

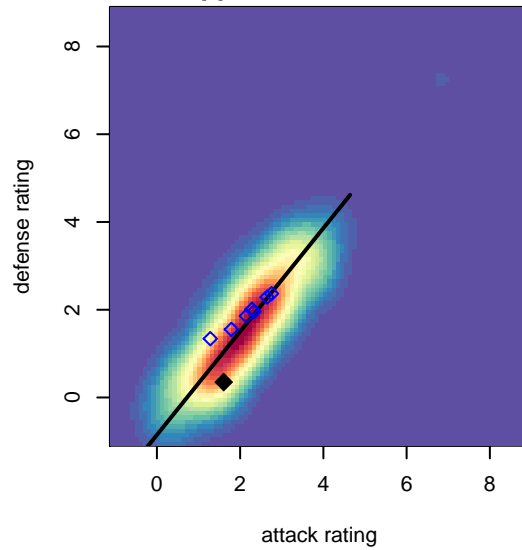
Venues played:
2016 SCDL FI1 U15



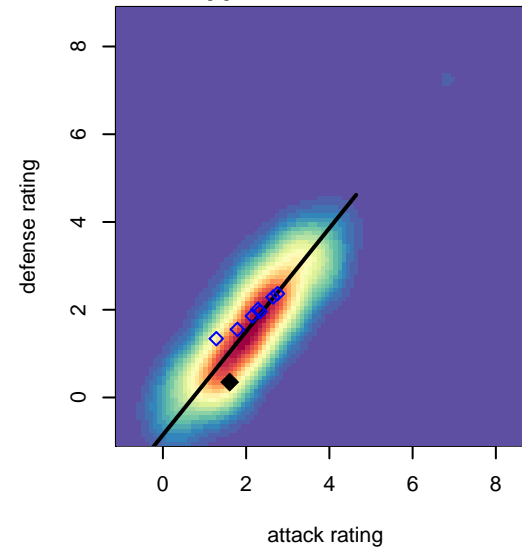
**attack and defense variance (black dot)
relative to other teams
and top 10 in region**



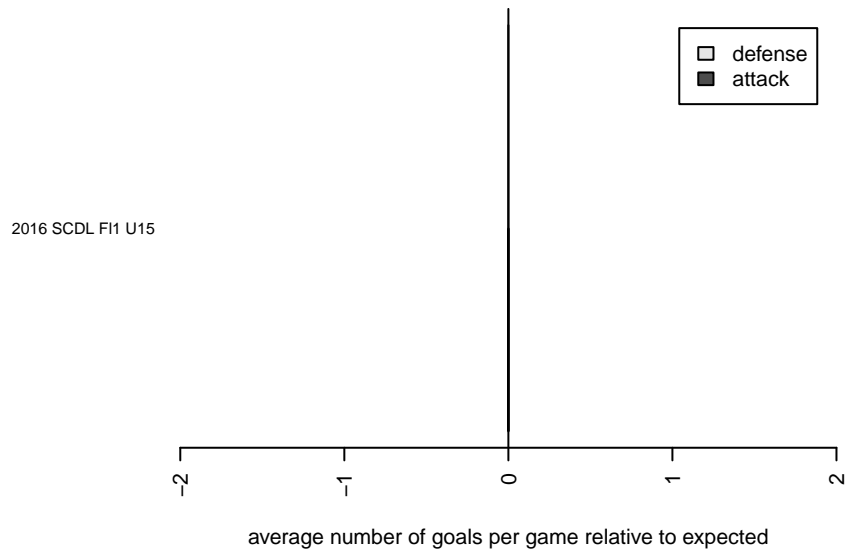
**attack and defense rating
relative to others at age
and all opponents in last 13 months**



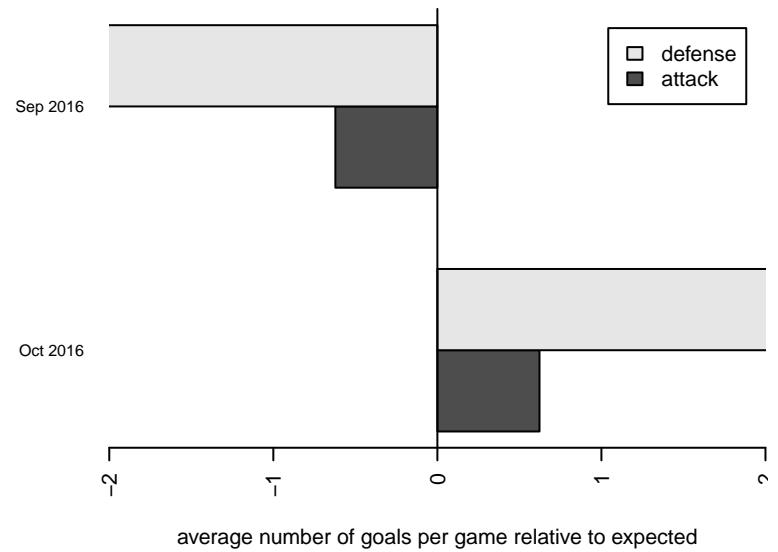
**attack and defense rating
relative to others at age
and all opponents in last 13 months**



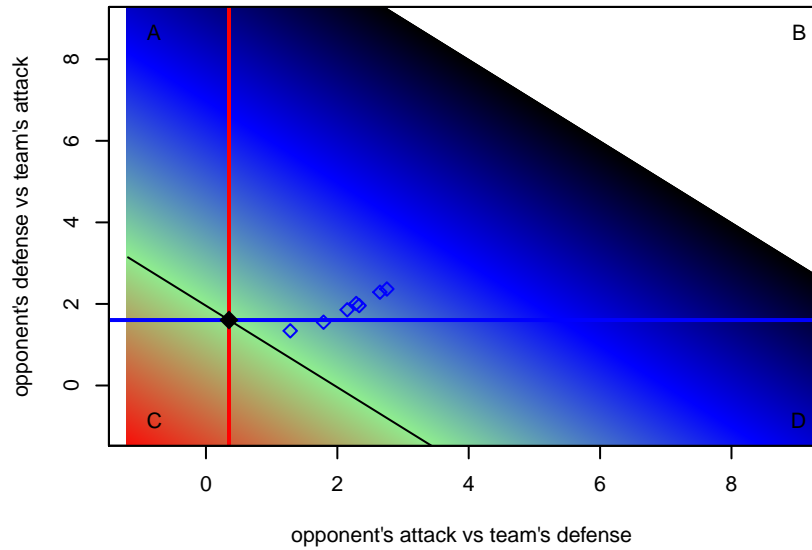
Performance relative to 13 month average



Performance relative to 13 month average



Distribution of opponents
 Red = Lose zone, Blue = Win zone, Green = Even
 Black line separates win/lose zones



lot. A=Neither has attack advantage, B=Opponent has both attack and defense advantage, C=Opponent has both attack and defense disadvantage, D=Both have

date	home		away		venue	pred.home	pred.away
2016-10-23	Pateadores Riverside Blue B02	2	CZ Elite Cherif B02	3	2016 SCDL F11 U15	4.43	0.98
2016-10-16	CZ Elite Cherif B02	2	Pacific Coast SC Blue B02	2	2016 SCDL F11 U15	1.23	2.54
2016-10-09	CZ Elite Cherif B02	0	Pateadores Riverside B02	4	2016 SCDL F11 U15	0.64	7.57
2016-10-08	CZ Elite Cherif B02	0	CZ Elite B02	8	2016 SCDL F11 U15	0.41	11.42
2016-10-02	Freedom FC Green B02	6	CZ Elite Cherif B02	2	2016 SCDL F11 U15	7.12	0.62
2016-09-25	CZ Elite Cherif B02	0	Pateadores Riverside Blue B02	7	2016 SCDL F11 U15	0.98	4.43
2016-09-24	CZ Elite Cherif B02	0	TFA FC Los Angeles B02	4	2016 SCDL F11 U15	0.77	6.19
2016-09-18	Freedom FC Blue B02	14	CZ Elite Cherif B02	0	2016 SCDL F11 U15	10.20	0.48
2016-09-17	Pacific Coast SC Blue B02	4	CZ Elite Cherif B02	1	2016 SCDL F11 U15	2.54	1.23
2016-09-11	Pateadores Riverside B02	13	CZ Elite Cherif B02	0	2016 SCDL F11 U15	7.57	0.64